



FZ30 digiscoping test/review(pics)

 Options: [My Threads](#) [Flat view](#)

 Actions: [^ Forum](#) | [< First](#) | [< Previous](#) | [Reply](#) | [Quote](#) | [Next >](#) | [Next New >>](#)

Forum	Panasonic Talk
Subject	FZ30 digiscoping test/review(pics)
Posted by	ankh [CLICK FOR PROFILE]
Date/Time	1:01:48 AM, Sunday, October 23, 2005 (GMT)

Finally I got to finish my test of FZ30 for digiscoping. I took a lot of my time so I apologize if I wasn't around much to see all of your great posts.

The question I wanted to answer to myself was, Is FZ30 good for digiscoping? Following will show.

First I should mention my equipment for testing.

All test where done with William Optics Megrez 80 Fluorite APO telescope(480mm FL, f/6), which is very high quality scope, very sharp and fantastic color fringing correction. So any fringing or optical imperfections are mostly introduced by the eyepieces tested or by the combination of the eyepiece and camera.

Image control: [Zoom out](#) | [Zoom 100%](#) | [Zoom in](#) | [Expand / Contract](#) | [New window](#)



I have tested two eyepieces made for digiscoping. They are both 2" eyepieces(so you need a scope with 2" focuser) with large glass designed for large lenses cameras. The main reasons for vignetting in digiscoping is the eyepiece eye relief and exit pupil of the setup.

First eyepiece is Scopetronix Maxview II which is 40mm eyepiece with 36mm max eye relief and 58mm thread, so you need 55-58mm ring to attach it to FZ30. Exit pupil diameter with my particular setup is 6.67mm.

Second is William Optics DCL-52 which is 75mm eyepiece with unknown eye relief(but it is much longer then Maxview II, my estimate is from 60-70mm which plays major role as you will see later) and 52mm thread, so you need 55-52mm ring to attach it to FZ30. Exit pupil diameter with my setup is 12.50mm (The larger the better for digiscoping) I should also mention, that you need an extension tube with most telescopes or scopes since it is 75mm eyepiece. To achieve focus I suggest 2" or 3" extension tube. If you want to take scope macros you need at least two of these to achieve focus from close distance.

Here is a picture so you can see the size differences. The third eyepiece on the right is just for comparison, it is 1.25" 25mm Ploss

Image control: [Zoom out](#) | [Zoom 100%](#) | [Zoom in](#) | [Expand / Contract](#) | [New window](#)



Just a side note, for increasing magnification of scopes, people use Barlow lenses, which I didn't test here at this time. But Barlow lenses have one characteristic, they sometimes make the eye relief of the eyepiece used, longer, and that is better for digiscoping, but of course they also increase the magnification a lot, probably beyond resolution limits, so I will test this later after some research.

The built of both eyepieces is excellent, Maxview seem to be excellently coated and it has longer barrel and a sleeve which moves and is excellent if you want to use it also as an eyepiece for visual observing. DCL-52 is much shorter and is not convenient for visual observing. It is also coated, but from my observations the coating is not as extensive as the coating on the Maxview. From visual observing they are both excellent optically and provide very wide views thru the telescope. For visual observing the winner is definitely the Maxview and I would keep it, even if only for that reason.

One good side of digiscoping is that digital small sensors cameras act as a reducer/flattener when coupled with a scope so you can achieve longer tele with large aperture, larger then the scope itself.

For example with the DCL-52 and FZ30 and my scope, you will achieve f/3.6 up to 1400mm, even thou the scope is f/6, and up to 2000mm the combination will be under f/5

In the highest magnification at FL 2750mm it is still very good f/7.

With the Maxview it is the same up to 1400mm it is f/3.6, up to 2000 mm it is under f/5, up to 2750mm it is under f/7, up to 3500mm it is under f/9 and at the maximum magnification at 5150mm it is f/13. The reason why Maxview goes to longer focal length is because it is a 40mm eyepiece so the resulting magnification of the scope+eyepiece is bigger from the start.

That is enough of introduction and now to the test: (Continues on next page!!!!)

--

Arthur Ankh
<http://ankh.smugmug.com>
 FZ30
 FZ20
 ex Canon 20D
 ex DSCF828


















Image control: [Zoom out](#) | [Zoom 100%](#) | [Zoom in](#) | [Expand / Contract](#) | [New window](#)

Click to expand / contract
the width of this image

Actions: [^ Forum](#) |< First < Previous [Reply](#) [Quote](#) [Next >](#) [Next New >>](#)

Below is the navigator for this thread, you can use this to view other messages in this thread. You can use the previous and next buttons to scroll through the messages in this thread. Or the 'Next New' button to jump to the next newly posted message.

Subject	Posted by	When
FZ30 digiscoping test/review(pics) NEW	ankh	23 Oct 2005
Continuation of the TEST 2 NEW	ankh	23 Oct 2005
Continuation of the TEST 3 NEW	ankh	23 Oct 2005
Re: Continuation of the TEST 4 NEW	ankh	23 Oct 2005
Thank you! Wonderful photos and great exposition... NEW	matt9	23 Oct 2005
Re: Thank you! Wonderful photos and great expo... NEW	genece	23 Oct 2005
Is this the eyepiece? NEW	genece	23 Oct 2005
Yes that is the one! NEW	ankh	23 Oct 2005
Thank you Matt! NEW	ankh	23 Oct 2005
Re: Thank you Matt! NEW	Kurt Horsley	23 Oct 2005
Re: Thank you Matt! NEW	ankh	23 Oct 2005
ankh, that's amazing NEW	Unda Covalava	23 Oct 2005
FZ30 digiscoping test/review(pics) NEW	twg	23 Oct 2005
Thank you Tony NEW	ankh	23 Oct 2005
Thank you very much Unda! NEW	ankh	23 Oct 2005
Thank you much NEW	Frinkiac8	23 Oct 2005
Thank you Frinkiac8 NEW	ankh	23 Oct 2005
Forgot to mention!!! NEW	ankh	23 Oct 2005
Very professionally done, Arthur! NEW	John_Reed	23 Oct 2005
Re: Continuation of the TEST 4 NEW	f-601	23 Oct 2005
Re: Continuation of the TEST 3 NEW	KidsDoc	23 Mar 2006
Re: FZ30 digiscoping test/review(pics) NEW	ejmartin	23 Oct 2005
Arthur, may I ask some questions? NEW	Ching-Kuang Sh...	23 Oct 2005
Re: Arthur, may I ask some questions? NEW	ankh	23 Oct 2005
Thanks. [nt] NEW	Ching-Kuang Sh...	25 Oct 2005
Re: FZ30 digiscoping test/review(pics) NEW	RIVERFOOT	24 Oct 2005
Re: FZ30 digiscoping test/review(pics) NEW	ankh	24 Oct 2005
Re: FZ30 digiscoping test/review(pics) NEW	RIVERFOOT	24 Oct 2005
I am trying to NEW	genece	24 Oct 2005
Re: I am trying to NEW	f-601	25 Oct 2005
Gene- here are some links NEW	ankh	25 Oct 2005
Re: Gene- here are some links NEW	genece	25 Oct 2005
Re: Gene- here are some links NEW	ankh	25 Oct 2005

 One more question NEW	genece	25 Oct 2005
 Re: One more question NEW	ankh	25 Oct 2005
 I think I can NEW	genece	25 Oct 2005
 I can not thank you enough. NEW	genece	25 Oct 2005
 Re: I can not thank you enough. NEW	ankh	25 Oct 2005
 Re: I think I can NEW	ankh	25 Oct 2005
 Isn't that \$1600 worth scope alone? NEW	bobbyz	24 Oct 2005
 You are correct Bobby NEW	ankh	25 Oct 2005
 Thanks for your posting! NEW	RulerOfHeck	25 Oct 2005
 Re: Thanks for your posting! NEW	ankh	25 Oct 2005
 Thanks (n/t) NEW	bobbyz	25 Oct 2005
 Re: You are correct Bobby NEW	Jay Turberville	26 Oct 2005
 Just wanted to add NEW	genece	26 Oct 2005
 Re: You are correct Bobby NEW	RIVERFOOT	26 Oct 2005
 Re: You are correct Bobby NEW	Dragon57	27 Oct 2005
 Re: FZ30 digiscoping test/review(pics) NEW	JRobins	25 Oct 2005
 Re: FZ30 digiscoping test/review(pics) NEW	Jay Turberville	27 Oct 2005

< [Back to:](#) [Forum: Panasonic Talk](#) [Forums](#)



Content, design and layout is Copyright © 1998 - 2006 Digital Photography Review™
 All Rights Reserved. Reproduction in whole or in part in any form or medium without the
 express written permission of DPReview.Com is prohibited. [Click here](#) for more information.
www.dpreview.com is wholly owned by **Askey.Net Consulting Ltd.**